

Crosby® Grade 100 Hooks

Crosby 8/10™

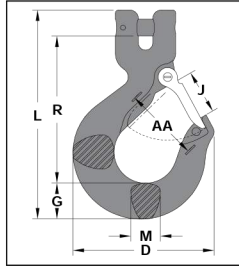


Fatigue Rated



EN1677-2

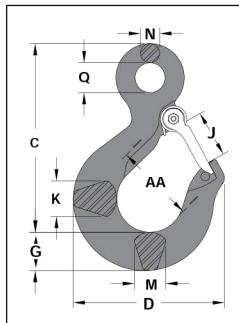
L-1339 Clevis Sling Hook



Chain Size (mm)	Working Load Limit (t)	Hook ID Code	L-1339 Stock No.	Weight Each (kg)	Dimensions (mm)							S-4320 Rep. Latch Stock No.	S-4339 Rep. Latch Stock No.
					D	G	J	L	M	R	AA		
6	1.4	DA	1049103	0.29	72.6	18.5	23.6	107	16.0	74.9	38.1	1096325	—
7	2.0	HA	1049112	0.72	98.0	26.4	30.2	144	19.1	101	50.8	1096468	—
8	2.5	HA	1049121	0.71	98.0	26.4	30.2	144	19.1	100	50.8	1096468	—
10	4.0	IA	1049130	1.17	111	30.2	38.9	171	25.4	120	63.5	1096515	—
13	6.7	JA	1049149	2.39	142	36.6	45.2	213	29.7	150	76.2	1096562	—
16	10.0	KA	1049158	4.45	172	48.0	61.2	259	36.6	177	102	1096609	—
18-20	15.6	—	1049167	8.30	211	71.9	68.3	332	50.0	203	114	—	1048714
22-23**	21.0	—	1049176	11.2	233	78.0	77.5	355	50.0	223	127	—	1048732

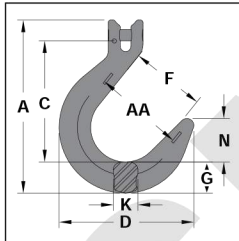
** 22-23 mm size does not have cam, latch attaches to unique pin.

L-1327 Eye Sling Hook



Chain Size (mm)	Working Load Limit (t)	Hook ID Code	L-1327 Stock No.	Weight Each (kg)	Dimensions (mm)								S-4320 Rep. Latch Stock No.	
					C	D	G	J	K	M	N	Q		AA
6	1.4	DA	1025860	.23	84.8	72.9	18.5	22.9	16.0	16.0	9.1	19.1	38.1	1096325
7-8	2.5	HA	1025869	.59	107	99.1	26.2	30.0	19.1	19.1	12.7	19.1	50.8	1096468
10	4.0	IA	1025878	1.04	127	110	30.2	38.9	30.2	25.4	14.2	23.9	63.5	1096515
13	6.7	JA	1025887	2.04	161	144	36.6	45.2	34.8	29.7	18.3	28.4	76.2	1096562
16	10.0	KA	1025896	3.81	189	172	47.8	60.5	42.2	36.6	22.4	33.3	102	1096609
18-20	15.6	K	1025915	6.80	230	189	57.2	58.2	47.8	41.4	28.2	62.0	102	1096609
22-23	21.0	L	1025924	9.39	256	211	65.8	63.5	55.6	49.3	32.3	72.1	102	1096657
26	26.5	N	1025933	17.9	326	262	76.2	83.8	68.3	60.5	39.6	88.9	127	1096704
32	40.0	P	1025942	47.6	462	357	116	108	95.3	81.0	50.8	114	178	1093717

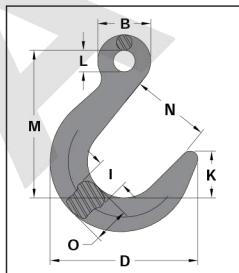
A-1359 Clevis Foundry Hook



Chain Size (mm)	Working Load Limit at Saddle of Hook (t)	Working Load Limit at Tip of Hook (t)	A-1359 Stock No.	Weight Each (kg)	Dimensions (mm)							
					A	C	D	F	G	K	N	AA
7	2.0	1.0	1049907	0.98	159.0	111.3	122.4	63.5	28.7	22.4	39.9	88.9
8	2.6	1.3	1049911	0.93	159.0	111.0	122.4	63.5	28.7	22.4	39.9	88.9
10	4.0	2.0	1049916	1.95	197.1	140.7	147.8	76.2	35.1	33.0	47.8	101.6
13	6.8	3.4	1049925	3.62	238.3	169.4	178.8	88.9	41.4	38.1	57.2	114.3
16	10.3	5.1	1049934	6.44	285.8	195.1	207.5	101.6	55.6	44.5	64.3	127.0
18-20	16.0	8.0	1049943	11.2	366.5	248.7	245.1	127.0	61.0	55.9	86.1	152.4
22-23	21.0	10.0	1049952	19.9	412.8	279.9	280.2	139.7	78.0	69.1	95.0	165.1

A-1329 Eye Foundry Hook

• Hook can be tip loaded at the reduced Working Load Limit – see below. Operator must ensure the load is retained properly in the hook.



Chain Size (mm)	Working Load Limit at Saddle of Hook (t)	Working Load Limit at Tip of Hook (t)	A-1329 Stock No.	Weight Each (kg)	Dimensions (mm)							
					B	D	I	K	L	M	N	O
7-8	2.6	1.3	1026280	1.09	39.6	122.4	22.4	39.9	16.0	122.2	63.5	28.7
10	4.0	2.0	1026289	2.04	52.6	147.8	33.0	47.8	20.6	139.7	76.2	35.1
13	6.8	3.4	1026297	3.22	64.3	178.8	38.1	57.2	26.2	180.6	88.9	41.4
16	10.3	5.1	1026306	5.53	76.2	207.5	44.5	64.3	31.8	202.2	101.6	55.6
18-20	16.0	8.0	1026315	8.75	104.9	245.1	55.9	86.1	50.0	273.1	127.0	61.0
22-23	20.0	10.0	1026324	11.9	121.2	280.2	69.1	95.0	57.9	311.2	139.7	78.0
26	27.1	13.5	1026333	23.4	135.4	302.3	71.9	99.8	65.0	339.6	152.4	84.1
32	41.0	20.5	1026342	38.4	167.9	336.6	88.9	110.0	80.0	387.4	165.1	97.5